



Investor Days Thüringen

The Digital Edition
Playing Changes

16. | 17. Juni 2020

Instructions for participation via ZOOM

The Investor Days Thuringia are carried out via the video conference tool ZOOM. Participation is free of charge. Data protection information for the use of ZOOM can be found [here](#).

1st possibility: Participation with your smartphone.

To do this, the zoom app must be downloaded in advance (download the zoom - mobile apps [here](#)). After installing the app, registration is possible. After having entered the Meeting ID you can participate in the Investor Days. Alternatively, you can get to the event by using the link that you will receive from us 1-2 days prior to the event.

2nd possibility: Participation via PC (our recommendation for a smooth participation)

There are two ways to join a Zoom conference for the first time: with or without downloading the execution file. We strongly recommend downloading the desktop app, otherwise some functions such as the audience voting and the quality of the picture and sound may not work properly.

Finally just open the invitation email (you will receive it 1-2 days prior to the event) and click on the event link. (Recommendation: DO NOT use Internet Explorer as a browser)

Participation is possible via computer audio or by telephone. Guests are viewers and not connected via video.

Make the most of it!

If you want to address any pitcher directly, use the virtual innovation arena powered by Room AG! If you would also like to specifically address guests or investors, use our IDT event app from Plazz AG.

If you have any questions or suggestions during the live event, please use the Q&A function of ZOOM!

Q & A

Open the Q&A window and ask questions to the hosts and panelists. These are answered either by text in the Q&A window or live.

Chat

The chat is deactivated during the live sessions.

Unmute/Mute

Guests are generally muted. Only if the host gives you permission, you can unmute it.

Raise hands:

Raise your hand as an investor or guest to indicate that you have a question and want to speak aloud. Then, depending on the situation, we can possibly bring you into the event and switch you live. However, no explicit questions are allowed to the pitchers after their pitch presentations.

General information about participating in a zoom meeting



Windows

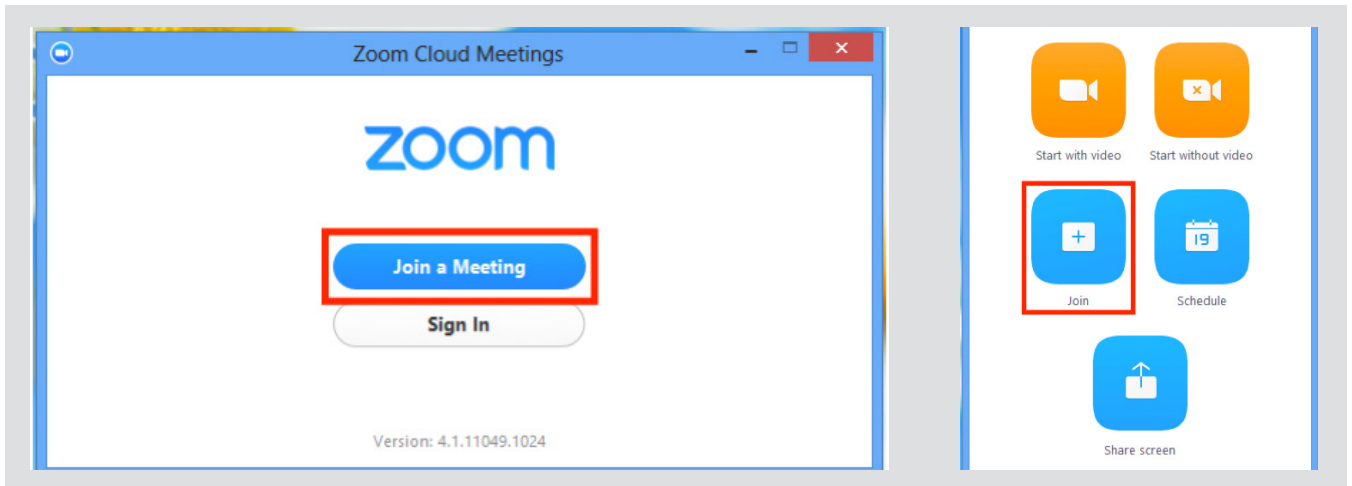


MAC

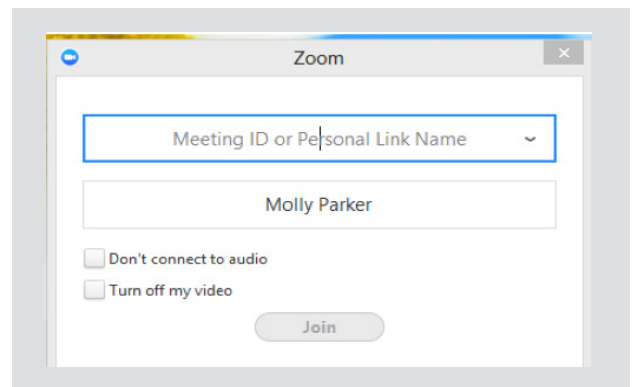


Linux

- 1 Select „Join a Meeting“. (possible with or without registration)



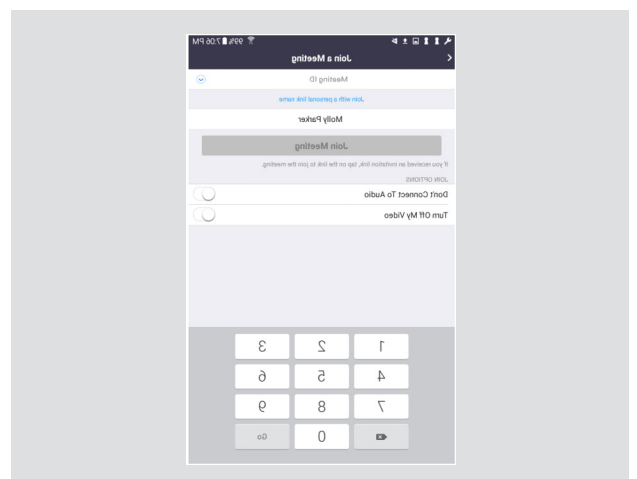

- 2 Enter the meeting ID number and your name. Also select this if you want to connect audio and/or video and choose Join.



Android

- 1 Select „Join a Meeting“. (possible with or without registration)

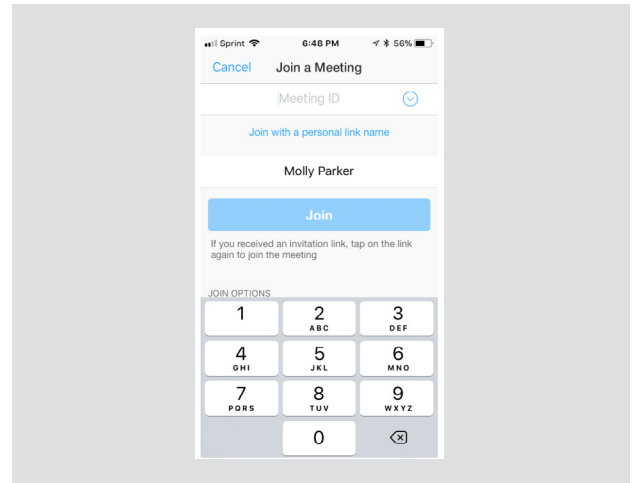
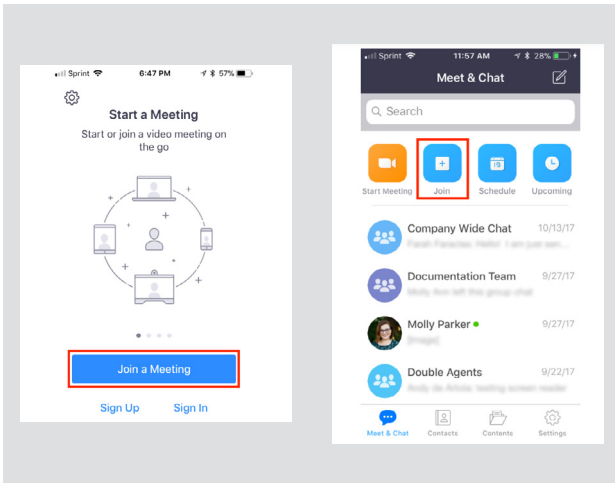
- 2 Enter the meeting ID number and your name. Also select this if you want to connect audio and/or video and choose Join.





1 Select „Join a Meeting“. (possible with or without registration)

2 Enter the meeting ID number and your name. Also select this if you want to connect audio and/or video and choose Join.



Webbrowser (not recommended)

1. Einen Browser öffnen (Chrome, Safari, IE/Edge, Firefox)
2. Zu join.zoom.us gehen
3. Ihre Meeting ID vom Host/Organisator eingeben.

Join a Meeting

Meeting ID or Personal Link Name

Your meeting ID is a 9, 10, or 11-digit number

Join

1. Open a browser
2. Go to join.zoom.us
3. Enter your Meeting ID
4. Join



E-Mail

Teilnehmen durch Klicken auf den URL Link in Ihrer E-Mail- oder Kalendereinladung

Hi there,

... is inviting you to a scheduled Zoom meeting.

Join from PC, Mac, Linux, iOS or Android: <https://join.zoom.us/j/...>

Or iPhone one-tap :

US: +16468768923, ... or +16699006833, ...

Or Telephone:

Dial(for higher quality, dial a number based on your current location):

Click on the link in the email or calendar entry!